

Coronavirus Disease 2019 (COVID-19)


Cleaning and Disinfecting Your Facility

Everyday Steps, Steps When Someone is Sick, and Considerations for Employers

[Printer friendly version](#)  [\[3 pages\]](#)

How to clean and disinfect



 **Wear disposable gloves to clean and disinfect.**

Clean


- **Clean surfaces using soap and water.** Practice routine cleaning of frequently touched surfaces.

High touch surfaces include:

Tables, doorknobs, light switches, countertops, handles, desks, phones, keyboards, toilets, faucets, sinks, etc.



Disinfect

- Clean the area or item with soap and water or another detergent if it is dirty. Then, use disinfectant.
- **Recommend use of [EPA-registered household disinfectant](#)**  .
Follow the instructions on the label to ensure safe and effective use of the product.
Many products recommend:
 - Keeping surface wet for a period of time (see product label)
 - Precautions such as wearing gloves and making sure you have good ventilation during use of the product.
- **Diluted household bleach solutions may also be used** if appropriate for the surface.
 - Check the label to see if your bleach is intended for disinfection, and ensure the product is not past its expiration date. Some bleaches, such as those designed for safe use on colored clothing or for whitening may not be suitable for disinfection.
 - Unexpired household bleach will be effective against coronaviruses when properly diluted.
Follow manufacturer's instructions for application and proper ventilation. Never mix household bleach with ammonia or any other cleanser.
Leave solution on the surface for at least 1 minute.

To make a bleach solution, mix:

 - 5 tablespoons (1/3rd cup) bleach per gallon of water
OR
 - 4 teaspoons bleach per quart of water
- **Alcohol solutions with at least 70% alcohol may also be used.**




Soft surfaces

For soft surfaces such as **carpeted floor, rugs, and drapes**

- **Clean the surface using soap and water** or with cleaners appropriate for use on these surfaces.
- **Launder items** (if possible) according to the manufacturer's instructions. Use the warmest appropriate water setting and dry items completely.

OR

- **Disinfect with an EPA-registered household disinfectant.** [These disinfectants](#)  meet EPA's criteria for use against COVID-19.



Electronics

For electronics, such as **tablets, touch screens, keyboards, remote controls, and ATM machines**

- Consider putting a **wipeable cover** on electronics.
- **Follow manufacturer's instruction** for cleaning and disinfecting.
 - If no guidance, **use alcohol-based wipes or sprays containing at least 70% alcohol.** Dry surface thoroughly.



Laundry

For clothing, towels, linens and other items

- Launder items according to the manufacturer's instructions. **Use the warmest appropriate water setting** and dry items completely.
- **Wear disposable gloves** when handling dirty laundry from a person who is sick.
- Dirty laundry from a person who is sick **can be washed with other people's items.**
- **Do not shake** dirty laundry.
- Clean and **disinfect clothes hampers** according to guidance above for surfaces.
- Remove gloves, and **wash hands right away.**

Cleaning and disinfecting your building or facility if someone is sick



- **Close off areas** used by the person who is sick.
- **Open outside doors and windows** to increase air circulation in the area. **Wait 24 hours** before you clean or disinfect. If 24 hours is not feasible, wait as long as possible.
- Clean and disinfect **all areas used by the person who is sick**, such as offices, bathrooms, common areas, shared electronic equipment like tablets, touch screens, keyboards, remote controls, and ATM machines.



- If **more than 7 days** since the person who is sick visited or used the facility, additional cleaning and disinfection is not necessary.
 - Continue routine cleaning and disinfection.

When Cleaning



- **Wear disposable gloves and gowns for all tasks in the cleaning process, including handling trash.**
 - Additional personal protective equipment (PPE) might be required based on the cleaning/disinfectant products being used and whether there is a risk of splash.
 - Gloves and gowns should be removed carefully to avoid contamination of the wearer and the surrounding area.
- **Wash your hands often** with soap and water for 20 seconds.
 - Always wash immediately after removing gloves and after contact with a person who is sick.
 - Hand sanitizer: If soap and water are not available and hands are not visibly dirty, an alcohol-based hand sanitizer that contains at least 60% alcohol may be used. However, if hands are visibly dirty, always wash hands with soap and water.
- **Additional key times to wash hands** include:
 - After blowing one's nose, coughing, or sneezing.
 - After using the restroom.
 - Before eating or preparing food.
 - After contact with animals or pets.
 - Before and after providing routine care for another person who needs assistance (e.g., a child).

Additional Considerations for Employers



- **Educate workers** performing cleaning, laundry, and trash pick-up to recognize the symptoms of COVID-19.
- Provide instructions **on what to do if they develop symptoms within 14 days** after their last possible exposure to the virus.
- Develop **policies for worker protection and provide training** to all cleaning staff on site prior to providing cleaning tasks.
 - Training should include when to use PPE, what PPE is necessary, how to properly don (put on), use, and doff (take off) PPE, and how to properly dispose of PPE.
- Ensure workers are **trained on the hazards of the cleaning chemicals** used in the workplace in accordance with OSHA's Hazard Communication standard ([29 CFR 1910.1200](#) [↗](#)).
- **Comply** with OSHA's standards on Bloodborne Pathogens ([29 CFR 1910.1030](#) [↗](#)), including proper disposal of regulated waste, and PPE ([29 CFR 1910.132](#) [↗](#)).

For facilities that house people overnight:

- Follow CDC’s guidance for [colleges and universities](#). Work with state and local health officials to determine the best way to isolate people who are sick and if temporary housing is needed.
- For guidance on cleaning and disinfecting the bedroom/bathroom for someone who is sick, review CDC’s guidance on [disinfecting your home if someone is sick](#).

Detailed Disinfection Guidance for Community Facilities

Detailed Disinfection Guidance for Transport Vehicles

Page last reviewed: April 14, 2020